

Research Article

Length-based fishery status of frigate tuna (*Auxis thazard*) and bullet tuna (*A. rochei*) in the northern Oman Sea

Hashemi S.A.^{1*}, Doustdar M.²
¹Offshore Fisheries Research Center, Iranian Fisheries Science Research Institute (IFSRI), Agricultural Research, Education and Extension Organization (AREEO), Chabahar, Iran

²Iranian Fisheries Science Research Institute (IFSRI), Agricultural Research, Education and Extension Organization (AREEO), Tehran, Iran

*Correspondence: Seyedahmad91@gmail.com

Keywords

Frigate tuna,
Bullet tuna,
Population dynamics,
Growth

Abstract

In the present study, the population characteristics of *Auxis thazard* and *A. rochei* were evaluated by sampling at three fish landing sites in the Oman Sea including Beris, Pozm, and Konarak from March 2020 to March 2023. The biometric analysis was performed on 2400 fish specimens. Growth and mortality indices were calculated, including infinite length ($L_{\infty}=61$ and 45 cm), growth coefficient ($K=0.40$ and 0.46 (yr^{-1})), growth performance index ($\Phi=3.18$ and 2.93), natural mortality ($M=0.77$ and 0.68 (yr^{-1})), fishing mortality ($F=0.25$ and 0.10 (yr^{-1})), total mortality ($Z=1.02\pm0.09$ and 0.78 ± 0.09 (yr^{-1})), and exploitation coefficient ($E=0.25$ and 0.13 (yr^{-1})), as well as t_0 (-0.33 and -0.32 yr^{-1}). Relative production per recruitment, relative biomass per recruitment, and exploitation rate of this species were $Y / R_p = 0.04$, $B/R_p=0.23$ (yr^{-1}), and $U=0.2$ and 0.09 (yr^{-1}), respectively. The present study showed that the Frigate tuna (FRT) and Bullet tuna (BLT) had desirable stock conditions, and therefore, specific measures should not be taken to reduce catch and fishing efforts. The ratio of spawning potential based on length (LBSPR) of *A. thazard* and *A. rochei* was 0.39 (0.35 - 0.44) and 0.66 (0.59 - 0.77), respectively. The present study (ratio of LBSPR index and the value of fishing, total mortality and exploitation coefficient) showed that the Frigate tuna and Bullet tuna stock have not reached overfished status. The insights garnered from this research are poised to aid in the management and enduring exploitation of the fish stocks. The findings of this study can assist in the management and sustainable harvest of these tuna species.

Article info

Received: November 2024

Accepted: May 2025

Published: September 2025



Copyright: © 2025 by the authors. Licensee MDPI, Basel, Switzerland. This article is an open access article distributed under the terms and conditions of the Creative Commons Attribution (CC BY) license (<https://creativecommons.org/licenses/by/4.0/>).

Introduction

In 2024, global capture fisheries production reached approximately 97 million tons, with 82% coming from seawater and 18% from inland waters. The Indian Ocean contributed over 12 million tons to this total, with around 6 million tons caught in its western region. A key concern for sustainable fishing and ocean development is the balance between stocks at Biologically Sustainable Levels (BSLs) and those at Biologically Unsustainable Levels (BULs), defined based on the biomass amount of the species and their fishing pressure. In 1974, about 10% of stocks were classified as BULs, which increased to roughly 37% by 2022. Conversely, stocks at BSLs decreased from 90% in 1974 to about 63% in 2022. The Mediterranean Sea, Black Sea, Southeast Pacific Ocean, and Southwest Atlantic Ocean have the highest concentrations of BULs (FAO, 2024).

Tuna is part of the Perciformes order and the Scombridae family, which includes 52 species across 15 genera (Collette and Nauen, 1983; Froese and Pauly, 2024). The Frigate tuna (*Auxis thazard*, species code: FRI) and Bullet tuna (*Auxis rochei*, species code: BLT) are small fish belonging to the Scombridae family, found in tropical and subtropical oceans around the globe. They typically inhabit open surface waters, reaching depths of up to 50 meters (Agustina *et al.*, 2023; Froese and Pauly, 2024).

The Bullet tuna is identifiable by its blue-black back adorned with zig-zag dark patterns and a silver belly. This species is relatively slender, growing to a maximum length of about 50 centimeters, and is

known for its quick growth, short lifespan, and migratory habits (Ollé-Vilanova *et al.*, 2022). Bullet tuna is important to marine ecosystems and is sought after in both commercial and recreational fishing. As predators, they feed on small fish, squid, planktonic crustaceans, and stomatopod larvae. While they are considered a minor commercial species, they are primarily caught in coastal areas and around islands (IOTC, 2017; IOTC, 2019a). Their spawning season varies by ocean, usually occurring closer to shore than other tuna species, and at sea surface temperatures of 24°C or higher. In terms of conservation status, the Bullet tuna is currently classified as Least Concern by the IUCN (Froese and Pauly, 2024).

The maximum recorded fork length (FL) for frigate tuna in the eastern Atlantic Ocean is 65 cm (Cayré *et al.*, 1993). This species is a coastal species, classified as both epipelagic and neritic, and is found globally in tropical and subtropical oceans (Collette and Nauen, 1983). It exhibits localized migratory patterns, primarily inhabiting oceanic islands and continental shelves, and is known for its strong schooling behavior (Pillai and Ganga, 1985; Lu *et al.*, 1991; Abdussamad *et al.*, 2005; Ghosh *et al.*, 2010; Ghosh *et al.*, 2012; Tao *et al.*, 2012; Calicdan-Villarao *et al.*, 2017; Mudumala *et al.*, 2018; Lelono and Bintoro, 2019; Darvishi *et al.*, 2020; Zapadaeva, 2021; Vieira *et al.*, 2022). This fish is typically found in shallow waters and is commonly captured using set nets. It can also be caught by small-scale fisheries employing surface gear, such as fishing lines, nets, and traps (Collette and Nauen, 1983).

This research examined the demographic traits of *Auxis thazard* and *Auxis rochei* in the northern Oman Sea. The main goal was to gather essential information for the proper identification and management of this fish stock's exploitation.

This study also sought to deepen knowledge about the biological and population traits of these species, especially given their significant catch increase in recent years.

Materials and methods

The population characteristics of *Auxis thazard* and *Auxis rochei* were assessed

through sampling at three fish landing sites in the Oman Sea, specifically in the southern waters of Iran. The ports included in the study were Beris (60° 10'E, 28° 52'N), Pozm (60° 28'E, 25° 14'N) and Konarak (60° 25'E, 25° 59'N). Sampling sites were chosen in the ports of Beris, Pozm, and Konarak considering commercial fishing conditions. Gill nets with a mesh size of about 140 mm were used in the Oman Sea (Iranian southern waters) (Fig. 1).



Figure 1: The map illustrates the locations of *A. thazard* and *A. rochei* sampling sites in the Oman Sea.

Length frequency distribution

Monthly sampling was conducted at the fish landing sites of Beris, Pozm, and Konarak. From March 2020 to March 2023, random samples were taken from the commercial catches at these ports. A total of 2411 fish underwent biometric analysis, specifically measuring their fork length using a ruler with a precision of 1 cm.

Growth assay

L_{∞} was estimated via the Froese and Binohlan equation, given by

$\log L_{\infty} = 0.044 + 0.9841 * \log(L_{\max})$ (Froese and Binohlan, 2000). The growth rate was assessed using the ELEFAN method, employing an optimization model in RStudio (Version 2024.04.2) and the TropFishR package (Mildenberger *et al.*, 2017). Pauly's experimental formula was used to calculate the optimal value of t_0 , expressed as $\text{Log}(-t_0) = -0.3922 - 0.2752 \text{ Log } L_{\infty} - 1.038 \text{ Log } K$ (Froese and Binohlan, 2000). Growth indices, such as infinite length (L_{∞}) and growth factor (K),

were compared using the equation $\Phi = \text{Log}(K) + 2\text{Log}(L_\infty)$.

Mortality estimate

The Pauly equation (Sparre and Venema, 1998) was used to determine natural mortality (M), defined as $\text{Ln}(M) = -0.0152 - 0.297 \text{Ln}(L_\infty) + 0.654 \text{Ln}(k) + 0.642 \text{Ln}(T)$. Here, M represents the annual natural mortality rate, L_∞ is the fish's infinite length (in cm), K is the growth curve parameter from the von Bertalanffy growth equation, and T denotes the average environmental temperature (Sparre and Venema, 1998). The average annual surface water temperature in this area was determined to be 26°C (Kaymaram *et al.*, 2009, 2014). Total mortality (Z) was derived from length-converted catch curves. Fishing mortality (F) was calculated using the formula $F = Z - M$, where Z represents total mortality, F

denotes fishing mortality, and M stands for natural mortality. The exploitation rate (E), which indicates the proportion of fishing mortality to total mortality, was computed using the equation $E = F/Z$ (Sparre and Venema, 1998).

Yield per recruit and biomass per recruit

The relative yield per recruitment was assessed in relation to the fishing mortality coefficient or exploitation rate. In this equation, E represents the exploitation coefficient, U denotes the exploitation rate, M stands for the natural mortality coefficient, F indicates the fishing mortality coefficient, and L_c is equivalent to L_{c50} (Gayanilo and Pauly, 2003). In addition, the relative biomass per recruitment (B/Rp) was calculated using the following equation:

$$Y/R = EU M/K (-3 U/(1+m) + 3U^2 / (1+2m) + U^3/(1+3m))$$

$$U = 1 - (LC/L_\infty) ; M = (1-E)/(M/K) = (K/Z); E = F/Z$$

$$B/R = Y/R/F$$

Length-based reference point

The length-based reference points are outlined as follows: the percentage of mature fish in the catch (Pmat), the percentage of fish harvested at the optimal length (Popt), and the percentage of mega-spawners (those measuring between 1.1 L_{opt} and L_{max} in the catch length composition) (Pmega). Together, these are known as the Pobj value (Cope and Punt, 2009). The values for optimal fishing length (L_{opt}) are calculated as described by Froese and Binohlan (2000):

$$L_{opt} = L_{inf} (3/(3+M/K))$$

$$P_{mega} = L_{opt} + 10\%$$

The size at first maturity (denoted as 'Lm50') was calculated by the equation: Fork length of all individuals was used to estimate the size at first maturity (Froese and Binohlan, 2000):

$$\log(LM) = 0.8979 \times \log L_\infty - 0.0782$$

Fish stock condition

The condition of fish stocks was assessed using the equation $\{(\text{Heaviness} \times \text{value}/\text{full value})\} \times 100\%$, with the full value set at 55. Each indicator was assigned varying levels

of heaviness based on its importance, and these indicators were further broken down into sub-indicators with different values. The product of the indicator's heaviness and its value were then calculated. The stock condition was categorized using the following references: a stock condition of

≥ 85 –100% is considered very good; a stock condition of <85 –65% is deemed good; and a stock condition of <65 % is classified as low (Mallawa *et al.*, 2015; Haruna *et al.*, 2018) (Table 1).

Table 1: Survey of stock condition based on its population indices.

Indicator	Range	Heaviness	Value	Heaviness \times value
Size Structure	Small fish	2	1	10
	Small - medium fish		3	
	Medium - Large fish		5	
Number of age groups	Less than three	2	1	10
	Three to five		3	
	More than five		5	
The rate of fishing mortality	More than two	2	1	10
	Between one and two		3	
	Less than one		5	
The rate of exploitation	More than 1	1	1	5
	Between 1 and 0.5		3	
	Less than 0.5		5	
The rate of population growth	Less than 0.5 per year	1	1	5
	Between 0.5 - 0.75 per year		3	
	More than 0.75 per year		5	
The percentage of eligible catch size	Less than 30 %	2	1	10
	Between 30 % and 50 %		3	
	More than 50 %		5	
Yield per Recruitment	Y/R now > Y/R optimal	1	1	5
	Y/R now = Y/R optimal		3	
	Y/R now < Y/R optimal		5	
Full value (Total)	-	-	-	55

Spawning potential ratio (SPR)

The Spawning Potential Ratio (SPR) serves as a biological benchmark for assessing the population status of a species. The established SPR reference points are: SPR 20% as the threshold limit and SPR

40% as the desired target (Hordyk *et al.*, 2015a). To calculate the SPR, one must consider various life history traits. The definition of SPR is provided in the work of Hordyk *et al.* (2015b):

$$SPR = \frac{(\sum (1-LX)^{(M/K)[(F/M)+1]}L_x^b)}{(\sum [(1-L_X)](L_x^b)^{(M/K)})}$$
Where, L_x is fork length; M is natural mortality; k is growth rate; F is fishing mortality, and b is an exponent usually close to 3.

To estimate the Spawning Potential Ratio (SPR) using certain models, its assumed

that fish selectivity follows an asymptotic or logistic pattern without any age-related

length variation. The fishing mortality to natural mortality ratio (F/M) can be inferred from the size distribution of the catch (Hordyk *et al.*, 2015b). The connection between F/M and SPR is shaped by the selectivity parameters and follows an asymptotic curve. The Length-Based Spawning Potential Ratio (LB-SPR) model employs maximum likelihood estimation to determine the selectivity curve, presumed to be logistic and defined by the parameters SL50 and SL95, as well as the relative fishing mortality (F/M). These estimates are then utilized to compute the SPR. The LB-SPR analysis was conducted using the LB-SPR package in R (Carruthers and Hordyk, 2018). Data analysis was conducted using the Excel

program, R Studio software (version 1.1.46), and the TropFishR package.

Results

A length frequency analysis of Frigate tuna (FRT) and Bullet tuna (BLT) was conducted on 2,409 fish. The shortest fish of *A. thazard* and *A. rochei* measured 38 and 32 cm, while the longest reached 60 and 44 cm, respectively. The average lengths (\pm SD) for these species were 35 ± 15 cm and 32 ± 10 cm, respectively. The fish length data were organized into groups of 4 and 2 cm, with the most common lengths being in the 36-40 cm and 31-33 cm ranges, as shown in Figure 2.

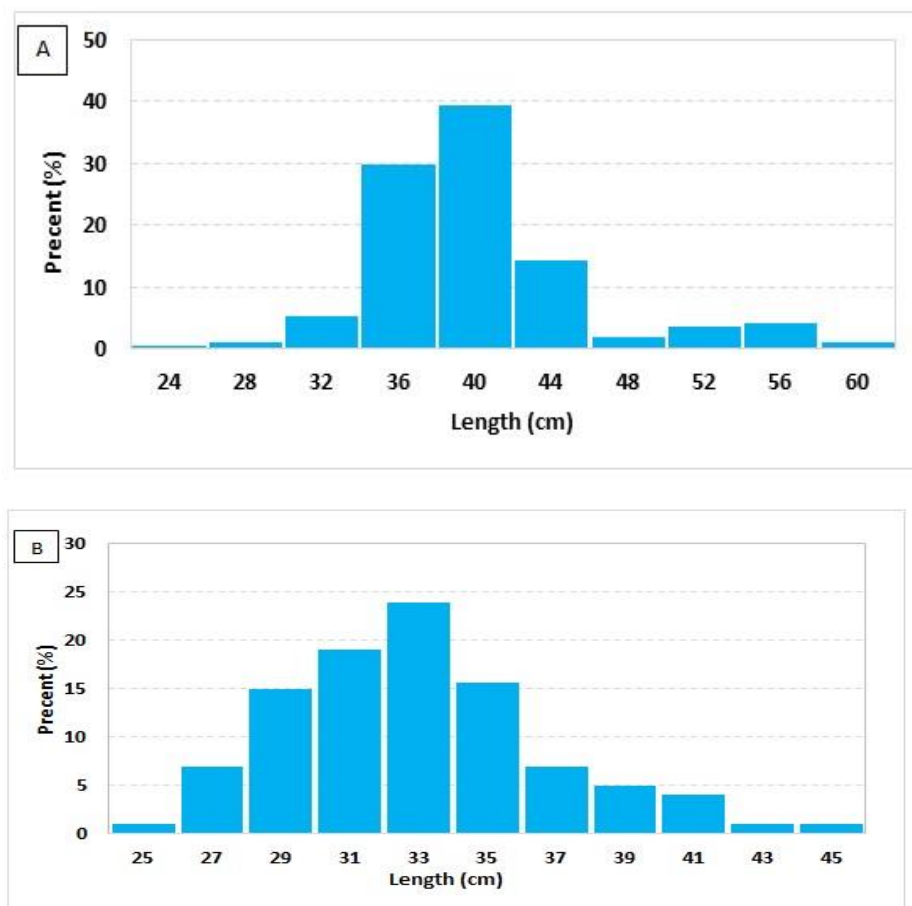


Figure 2: The percentage frequency in different length categories of *A. thazard* (A) and *A. rochei* (B) in the Oman Sea.

Growth and mortality indices were calculated, including infinite length ($L_{\infty}=61$ and 45 cm), growth coefficient ($K=0.40$ and 0.46 (yr^{-1})), growth performance index ($\Phi=3.18$ and 2.93), natural mortality ($M=0.77$ and 0.68 (yr^{-1})), fishing mortality ($F=0.25$ and 0.1 (yr^{-1})),

total mortality ($Z=1.02\pm0.09$ and 0.78 ± 0.09 (yr^{-1})), and exploitation coefficient ($E=0.25$ and 0.13 (yr^{-1})), as well as length at time zero (-0.33 and 0.32 yr^{-1}) (Fig. 3).

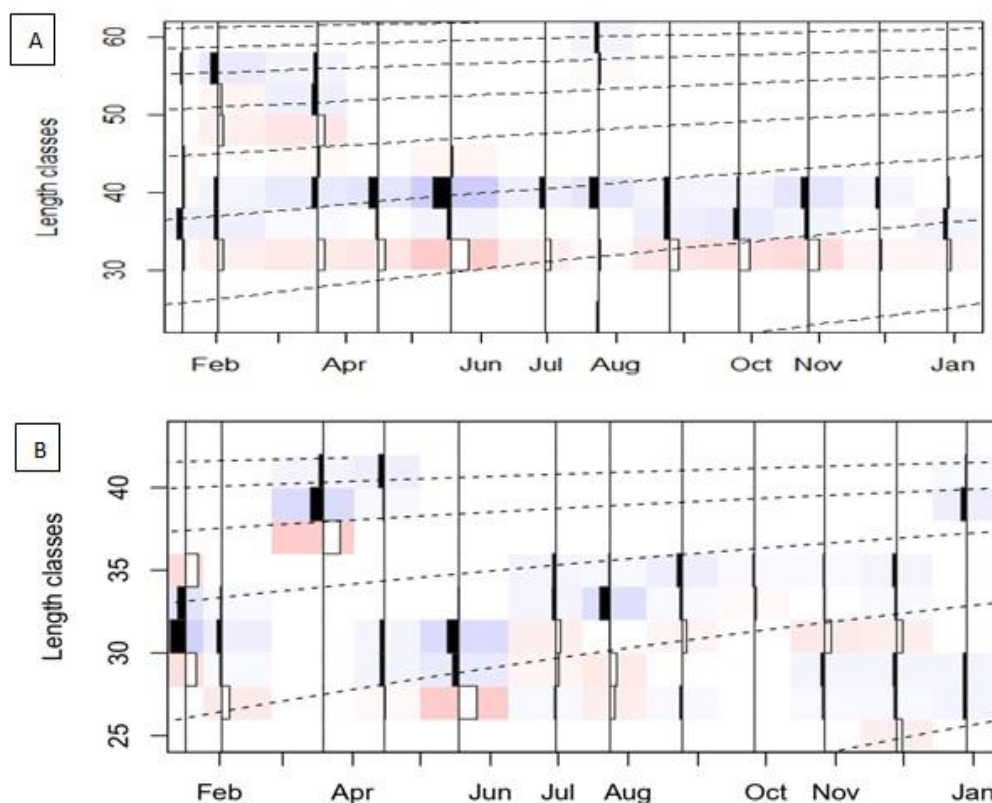


Figure 3: Growth curve derived from frequency data of *A. thazard* (A) and *A. rochei* (B) in the Oman Sea.

LC or LC50 refers to the length at which there is a 50% chance of catching fish of that size (35 cm for *A. thazard* and 18 cm for *A. rochei* in this study). The relative production per recruitment was $Y/R_p=0.03$ for *A. thazard* and 0.04 for *A. rochei*, while the relative biomass per recruitment was $B/R_p=0.75$ and 0.85 (per year), respectively. In general, the estimates showed that the exploitation rates were $U=0.95$ and 0.70 (per year), while the fishing mortality at maximum sustainable yield was estimated to be $FMSY=0.7$ and

0.55 (per year) for these fish stocks (Fig. 4 and Table 2), respectively.

Length-based reference points for *A. thazard* and *A. rochei* species in the Oman Sea are as follows: percentage of mature fish in the catch ($L_{mat}=30$ cm, $L_{mat}=26$ cm), percentage of fish caught at the optimum length for harvest ($L_{opt}=37$ cm, $L_{opt}=28$ cm), and percentage of mega-spawners in the catch ($L_{mega}=41$ cm, $L_{mega}=31$ cm), respectively (Fig. 5 and Table 3).

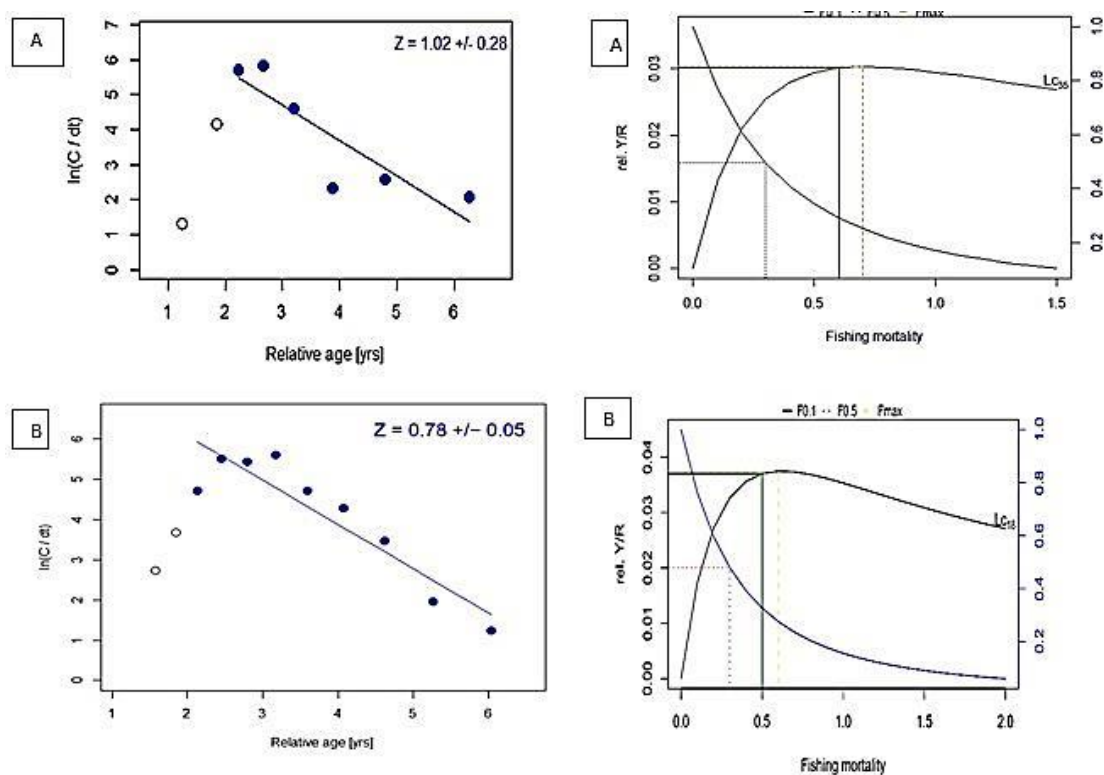
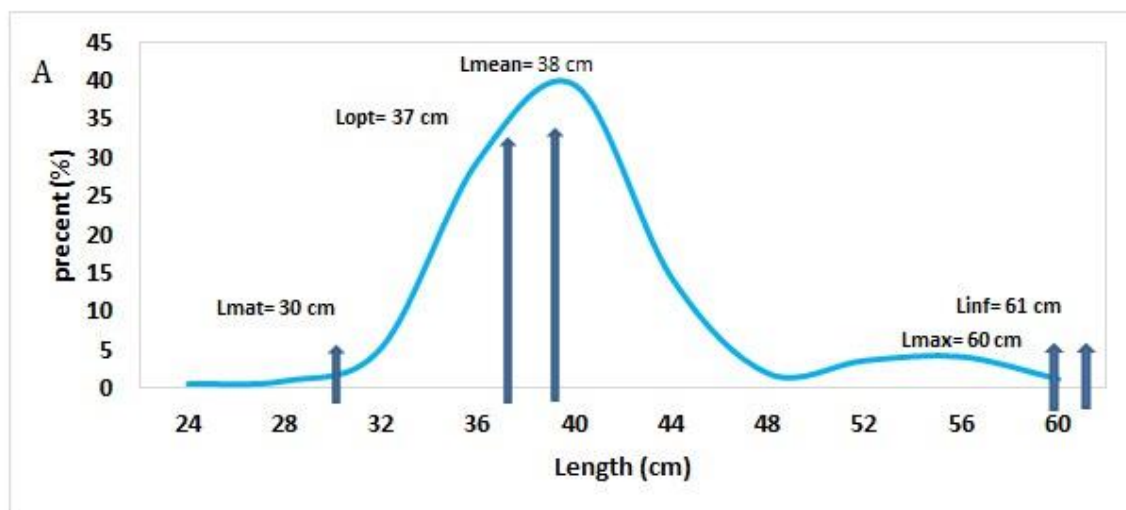


Figure 4: Total mortality curve and fishing mortality at maximum sustainable yield of F_{msy} of *A. thazard* (A) and *A. rochei* (B) in the Oman Sea.

Table 2: Comparison of population characteristics of *A. thazard* and *A. rochei*.

Species	L_{∞} (cm)	L_{max} (cm)	K (yr^{-1})	t_0 (yr^{-1})	Φ'	M (yr^{-1})	F (yr^{-1})	Z (yr^{-1})	E
<i>A. thazard</i>	61	60	0.40	-0.33	3.18	0.77	0.25	1.02	0.25
<i>A. rochei</i>	45	43	0.58	-0.32	2.93	0.68	0.1	0.78	0.13



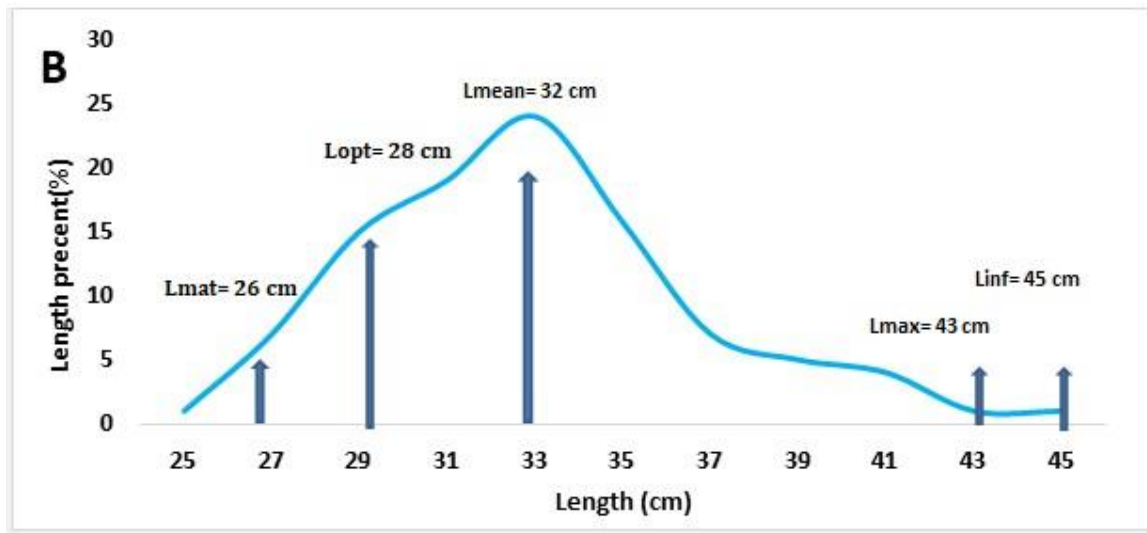
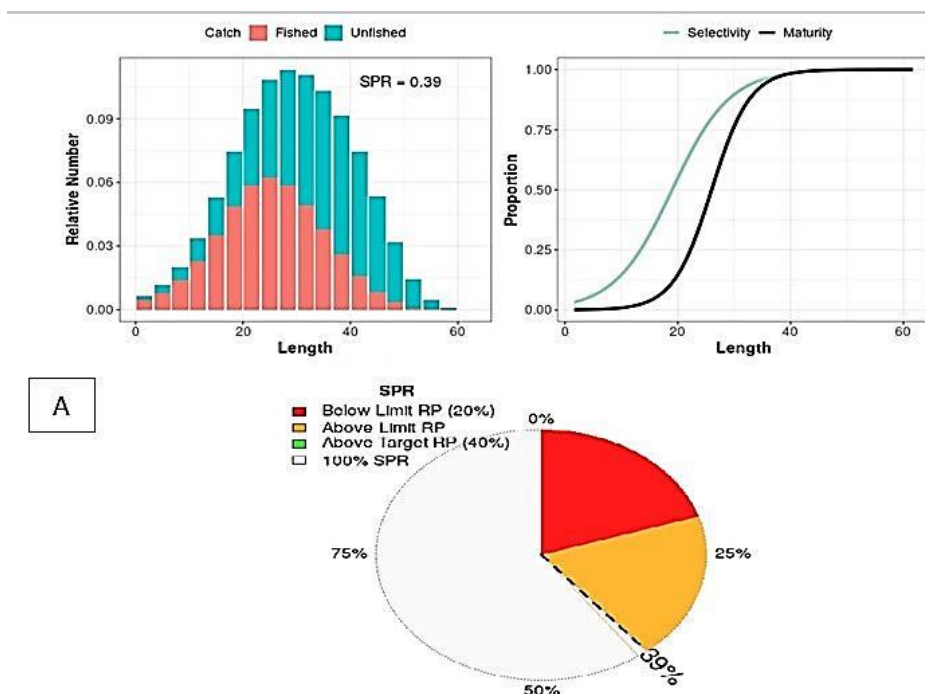


Figure 5: Length-based reference point of *A. thazard* (A) and *A. rochei* (B) in the Oman Sea.

The stock status

According to Table 2, these species are mostly in good condition based on stock condition indicators from different population parameters. While some factors, like size structure, number of age

groups, and mortality rates, fall below the optimal average, others exceed it. The fish stock condition index values calculated were 71% ($39/55 \times 100$) and 72% ($40/55 \times 100$) (Fig. 6; Table 3).



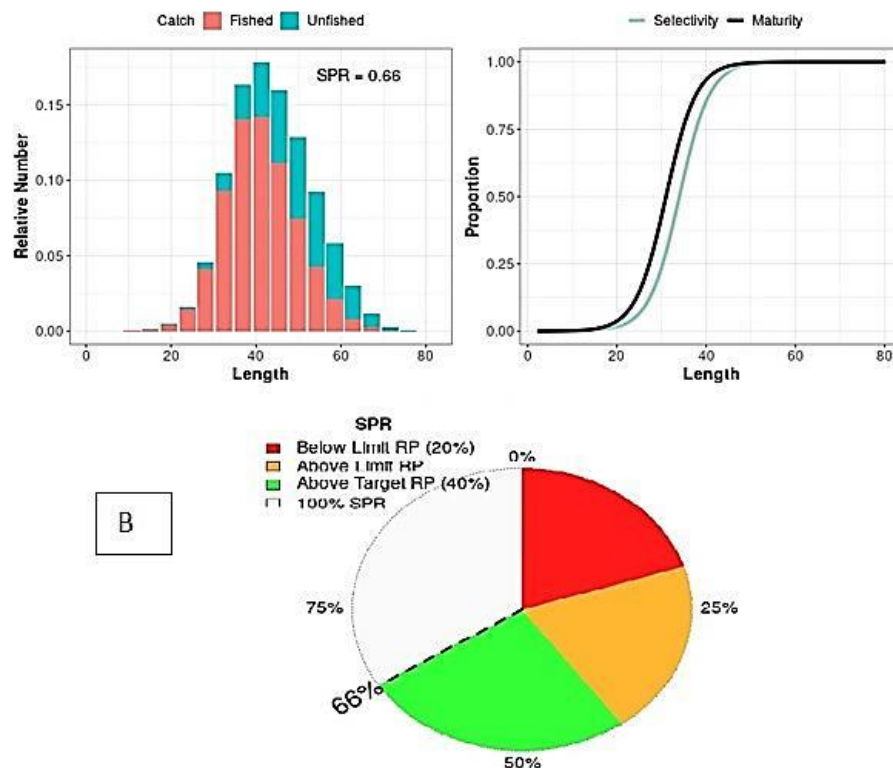


Figure 6: The spawning potential based on length (LBSPR) of *A. thazard* (A) and *A. rochei* (B) in the Oman Sea.

Table 3: Comparison of length-based reference point and fish Stock condition of *A. thazard* and *A. rochei*.

Species	Lmat (cm)	Lmean (cm)	Lopt (cm)	Lmega (cm)	LBSPR	Stock condition
<i>A. thazard</i>	30	38	37	41	0.39 (0.35-0.44)	Medium (yellow color)
<i>A. rochei</i>	26	32	28	31	0.66 (0.59-0.77)	Good (green color)

The ratio of spawning potential based on length (LBSPR) of *A. thazard* and *A. rochei* was 0.39 (0.35-0.44) and 0.66 (0.59-0.77), respectively. Based on the ratio of the LBSPR index, total mortality and exploitation coefficient can be a reason for underfishing (under exploitation). The present study showed that the Frigate tuna and Bullet tuna stock has not reached 'overfished' status.

Discussion

Table 3 compares the biological indices of Frigate tuna and Bullet tuna stocks from this study with another global research.

The infinite length of Frigate tuna in the Oman Sea is greater than that on the east coast of India, Indonesia, and Taiwan. The growth rate in the Oman Sea is higher than in other parts of the Indian Ocean and Persian Gulf. The L_{∞} values here exceed those by Darvishi *et al.* (2020), while the K values are lower, possibly due to overfishing or sampling methods. Variations in infinite length and growth rate are shaped by each area's unique ecological traits (King, 2007). These differences are often due to the amount and quality of food available and the climate (Bartulovic *et al.*, 2004). Fish growth is

influenced by age, season, year, feeding type, physiological state, food availability, and reproductive cycles (Lalèyè, 2006).

The Growth Performance Index (Φ') was recorded at 3.18, lower than the figures reported by Darvishi *et al.* (2020) for this region (Table 2). The differences in Φ' values stem from the relationship between infinite length and growth rate, showing consistent changes over time and various sizes. Environmental differences and latitude shifts can influence infinite length and growth rate. As a result, Φ' values may vary not only between regions but also within the same region over different periods due to changing environmental factors (King, 2007).

The natural mortality rate for *A. thazard* species was higher than the fishing mortality rate. The F/FMSY ratio was below one, indicating no overfishing (Arrizabalaga *et al.*, 2012). Both the exploitation coefficient and rate were below 0.5, suggesting capture fisheries were below optimal levels. These indices should remain under 0.5, and fishing mortality should be less than natural mortality to avoid overfishing (Sparre and Venema, 1998; King, 2007). The IOTC (2019b) indicates that BLT fisheries management in the Indian Ocean lacks sufficient data to estimate BLT resources. The IOTC (2023) documented that BLT fisheries management in the Indian Ocean lacks sufficient data (unknown stocks). Reports suggest that BLT resources in Indian waters are overexploited, with an exploitation rate of 80.0% (Jasmine, 2013). There Research on *A. rochei* in the Oman Sea, particularly in the Indian Ocean, is scarce and was conducted by Asrial *et al.*

(2021). Therefore, further studies on BLT resources and population in the northern Oman Sea are necessary.

Research conducted in the Indian Ocean has reported the ranges for natural mortality, fishing mortality, total mortality, and exploitation coefficient as follows: 0.90 to 1.65 per year, 0.20 to 4.89 per year, 1.13 to 5.98 per year, and 0.1 to 0.7 per year, respectively (Pillai and Ganga, 1985; Lu *et al.*, 1991; Abdussamad *et al.*, 2005; Ghosh *et al.*, 2010; Ghosh *et al.*, 2012; Tao *et al.*, 2012; Calicdan-Villarao *et al.*, 2017; Mudumala *et al.*, 2018; Lelono and Bintoro, 2019; Darvishi *et al.*, 2020; Zapadaeva, 2021; Vieira *et al.*, 2022). The key factors influencing the pressure on fish stocks include 1) the volume of fish caught and harvested, and 2) environmental conditions that impact survival and access to fishery resources (Hashemi *et al.*, 2020, 2021, 2023; Hashemi and Doustdar, 2024). The findings indicate that the maximum lifespan of *A. thazard* and *A. rochei* is approximately seven and five years, calculated using the formula $t_{max}=t_0+3/K$ (Froese and Pauly, 2024). According to the criteria established by the American Fisheries Society (Cheung *et al.*, 2004), and by comparing the results of this study with those criteria, the extinction vulnerability of these species was assessed to be medium (Table 4).

Table 4: Comparison of biological characteristics of *A. thazard* and *A. rochei* with other studies around the Indian Ocean.

References	Species	Region	L_{∞} (cm)	K (yr ⁻¹)	t_0 (yr ⁻¹)	Φ'	M (yr ⁻¹)	F (yr ⁻¹)	Z (yr ⁻¹)	E
Pillai and Ganga, 1985	<i>A. thazard</i>	India	53	0.98	-0.01	3.42	1.52	3.91	5.43	0.7
Lu <i>et al.</i> , 1991	<i>A. thazard</i>	Taiwan	48	0.51	-0.35	-	0.9	0.23	1.13	0.1
Abdussamad <i>et al.</i> , 2005	<i>A. thazard</i>	India	53	0.83	-	-	-	-	-	-
Ghosh <i>et al.</i> , 2010	<i>A. thazard</i>	India	46	0.93	-0.01	-	1.48	4.49	5.97	0.75
Ghosh <i>et al.</i> , 2012	<i>A. thazard</i>	India	57	1.2	- 0.007	-	1.65	4.89	3.24	0.66
Tao <i>et al.</i> , 2012	<i>A. thazard</i>	Taiwan	48	0.52	-0.33	-	0.91	0.4	1.31	0.2
Calicdan-Villarao <i>et al.</i> , 2017	<i>A. thazard</i>	Philippines	46	0.7		5.2	-	-	-	-
Mudumala <i>et al.</i> , 2018	<i>A. thazard</i>	India	47	1.3	-0.23	3.33	1	1.43	4.43	0.77
Lelono and Bintoro, 2019	<i>A. thazard</i>	Indonesia	45	0.58	-0.26	4.8	-	-	-	-
Darvishi <i>et al.</i> , 2020	<i>A. thazard</i>	Persian Gulf and Oman sea (Iran)	53	0.8	-1.17	5.4	-	-	-	-
Zapadaeva, 2021	<i>A. thazard</i>	Atlantic Ocean	48	0.48	-	5.1	-	-	-	-
Vieira <i>et al.</i> , 2022	<i>A. thazard</i>	Brazil	49- Male 47- female	0.35 0.47	-2 -1.47	5	-	-	-	-
Present study	<i>A. thazard</i>	Oman Sea (Iran)	61	0.40	-0.33	3.18	0.77	0.25	1.02	0.25
Present study	<i>A. rochei</i>	Oman Sea (Iran)	45	0.58	-0.32	2.93	0.68	0.1	0.78	0.13

The conditions of *A. thazard* and *A. rochei* were 71% and 72%, respectively, indicating favorable fish stock conditions, as values below 65% suggest poor conditions (Mallawa *et al.*, 2015; Haruna *et al.*, 2018). Additionally, the length frequency of these species showed that less than 50% had reached maturity (L_{mat}), which is not considered a negative value. The LBSPR rates for this species are 0.39 (39%) and 0.66 (66%). Based on the ratio of LBSPR index and the value of fishing

and total mortality, it can be a reason for no overfishing. The LBSPR model calculates the spawning potential ratio (SPR), suggesting that values under 0.2 (≈ 0.5 B/B msy) signify depleted stocks, while values over 0.4 (≈ 1.0 B/BMSY) indicate well-maintained stocks. It's a useful method for evaluating fish stocks with limited data (Hordyk *et al.*, 2015a; Hashemi and Doustdar, 2024). In simple terms, scientists have developed methods to easily and affordably measure the size and

characteristics of exploited stocks, such as the length-based spawning potential ratio method (Hordyk *et al.*, 2015b). Hommik *et al.* (2020) stress that Spawning Potential Ratio (SPR) estimates should be assessed against established benchmarks for healthy fisheries and the specific context of each fishery. Goodyear (1993) identifies an SPR threshold of 0.20 as the critical limit for maintaining adequate stock productivity. Additionally, Mace (1994) notes that an SPR value of 0.40 is generally used as a proxy for Maximum Sustainable Yield (MSY) in national fisheries legislation. For *A. rochei* in the Oman Sea (Iranian waters), the annual SPR is estimated to be around 0.66, suggesting that *A. rochei* is exploited less than its optimal conditions. The findings also indicate that a low number of juvenile *A. rochei* are being harvested before reaching maturity, possibly due to the use of multi-gear fishing methods in these ecosystems.

Conclusion

These parameters help managers of fisheries in the Director position to protect the population of Frigate tuna (FRT) and Bullet tuna (BLT) in the northern Oman Sea. A scenario of underfishing may arise with the increase in average size and LBSPR index, along with a decrease in fishing and overall mortality rates. The research indicates that the population of BLT and FRT species is currently underfished and not experiencing overfishing. It is recommended to establish clear guidelines for the utilization and stewardship of *A. thazard* and *A. rochei* in this area. The insights gained from this research are poised to assist in the

management and sustainable exploitation of the stock of these species. The findings of this study can help in the management and sustainable harvest of these species stocks.

Acknowledgments

We would like to thank Prof. Bahmani, the Director of the Iranian Fisheries Science Research Institute (IFSRI), and also express our gratitude to the experts of the Offshore Fisheries Research Center (OFRC, Chabahar).

Conflicts of interest

The authors have declared no conflict of interest.

References

- Abdussamad, E.M., Pillai, P.P., Kasim, H.M. and Balasubramanian, T.S., 2005. Fishery and population characteristics of coastal tunas at Tuticorin., *Journal of the Marine Biological Association of India*, 47(1), 50-56.
- Agustina, B., Ariasari, A., Satriyo, T. and EkoSetyobudi, E., 2023. Food preference of bullet tuna (*Auxis rochei* Risso, 1810) in Prigi coast of Trenggalek regency, East Java. *Journal of Tropical Biodiversity and Biotechnology*, 8 (1), 1–11. DOI: 10.22146/jtbb.72939
- Arrizabalaga, H., Murua, M. and Majkowski, J., 2012. Global status of tuna stocks: summary sheets. *Revista de Investigación Marina*, AZTI-Tecnalia, 19(8), 645-676.
- Asrial, E., Fathurriadi, A., Arapat, Y., Hadi, U.K., Kalih, L.A., Rizal, L.S., Liliyanti, M.A., Rosadi, E., Khasanah,

- R.I., Setyohadi, D., Junaidi, M. and Rathnayake, I.N., 2021.** Population Dynamics of Bullet Tuna (*Auxis rochei* Risso 1881) from the Indian Ocean, West Nusa Tenggara, Indonesia. *Journal Ilmiah Perikanan dan Kelautan*, 13(2), 116–123. DOI:10.20473/jipk.v13i2.26017
- Bartulovic, V., Glamuzina, B., Conides, A., Dulcic, J., Lucic, D., Njire, J. and Kozul, V., 2004.** Age, Growth, Mortality and Sex Ratio of Sand Smelt, *Atherinaboyer*, Risso, 1810 (Pisces: *Atherinidae*) in the Estuary of the Mala Neretva River (Middle-Eastern Adriatic, Croatia), *Journal Applied Ichthyology*, 20(1), 427–430.
- Calicdan-Villarao, M.A., Encarnacion, A.B., Ame, E.C. and Morales, M.C., 2017.** Biology and population dynamics of bullet tuna (*Auxis rochei*) and frigate tuna (*Auxis thazard*) in Babuyan Channel, Philippines. *Kuroshio Sci*, 11(1), 63–72. DOI:10.33714/masteb.974182
- Carruthers, T.R. and Hordyk, A.R., 2018.** The Data-Limited Methods Toolkit (DLM tool), An R package for informing management of data-limited populations. *Methods in Ecology and Evolution*, 9(12), 2388–2395. DOI:10.1111/2041-210X.13081
- Cayré, P., Amon Kothias, J.B., Diouf, T. and Stretta, J.M., 1993.** Biology of tuna. p. 147–244. In A. Fonteneau and J. Marcille (eds.) Resources, fishing and biology of the tropical tunas of the Eastern Central Atlantic. FAO Fisheries Technical Paper, No. 292, FAO, Rome. 354 P.
- Cheung, W., Pitcher, T. and Pauly, D., 2004.** A fuzzy logic expert system to estimate intrinsic extinction vulnerabilities of marine fishes to fishing. *Biological Conservation*, 124, 97–111.
- Collette, B.B. and Nauen, C.E., 1983.** FAO species catalogue. Vol. 2. Scombrids of the world. An annotated and illustrated catalogue of tuna, mackerel's bonitos and related species known to date. *FAO Fisheries Synopsis*, 2, 137.
- Cope, J.M. and Punt, A.E., 2009.** Length-based reference points for data-limited situations: Applications and restrictions. *Marine and Coastal Fisheries*, 1, 169–186. DOI:10.1577/C08-025.1
- Darvishi, M., Behzadi S., Salarpouri A. and Momeni M., 2020.** Growth, mortality and exploitation ratio of *Auxis thazard* (Lacepède, 1800) in the Northern Persian Gulf and Oman Sea waters (Hormozgan Province Zone). *Journal of Animal Environment*, 12(1), 131–138. DOI: 10.22034/aej.2020.112957
- FAO, 2024.** The State of World Fisheries and Aquaculture 2024 - Meeting the sustainable development goals. FAO publication, Rome. 227 P.
- Froese, R. and Binohlan, C., 2000.** Empirical relationships to estimate asymptotic length, length at first maturity and length at maximum yield per recruit in fishes, with a simple method to evaluate length frequency data, *Journal Fish Biology*, 56, 758–773.
- Froese, R. and Pauly, D., 2024.** FishBase. World wide web electronic publication.

- Available at: www.fishbase.org
(Accessed on 02/2024).
- Gayanilo, F.C. and Pauly, D., 2003.** The FAO-ICLARM Stock Assessment Tool (FiSAT) users guide. FAO Fisheries Technical Paper No. 417, Italy. 195 P.
- Ghosh, S., Pillai, N.G.K. and Dhokia, H.K., 2010.** Fishery, population characteristics and yield estimates of coastal tunas at Veraval. *Indian Journal of Fisheries*, 57(2), 7-13.
- Ghosh, S., Sivadas, M., Abdussamad, E.M., Rohit, P., Koya, K.P., Joshi, K.K. and Sebastine, M., 2012.** Fishery, population dynamics and stock structure of frigate tuna *Auxis thazard* (Lacepède, 1800) exploited from Indian waters, *Indian Journal of Fisheries*, 59(2), 95-100.
- Goodyear, C.P., 1993.** Spawning stock biomass per recruit in fisheries management: foundation and current use. *Canadian Special Publication of Fisheries and Aquatic Sciences*, 67-82.
- Haruna, A. Mallawa, A. Musbir, M. and Zainuddin, M., 2018.** Population dynamic indicator of the yellowfin tuna *Thunnus albacares* and its stock condition in the Banda Sea, Indonesia. *Aquaculture, Aquarium, Conservation & Legislation (AACL) Bioflux*, 11(4), 1323-1333.
- Hashemi, S.A.R., Doustdar, M., Gholampour, A. and Khanehzaei, M., 2020.** Length-based fishery status of yellowfin tuna (*Thunnus albacares* Bonnatere, 1788) in the northern waters of the Oman Sea. *Iranian Journal of Fisheries Sciences*, 19(6), 2790-2803. DOI:10.22092/ijfs.2020.122747
- Hashemi, S., Doustdar, M., Ghasemzade, J. and Gholampour, A., 2021.** Length-based fishery status of skipjack tuna, *Katsuwonus pelamis* (Linnaeus, 1758) (Teleostei: Scombridae: Scombrinae) in the northern waters of the Oman Sea (Iran). *Iranian Journal of Ichthyology*, 8(3), 160-169. DOI:10.22034/iji.v8i3.552
- Hashemi, S.A.R., Doustdar, M. and Derakhsh, P.M., 2023.** Stock assessment of Yellowfin tuna, *Thunnus albacares* (Bonnaterre, 1788) using the LBB and LB-SPR methods in the northern Oman Sea, Iran. *International Journal of Aquatic Biology*, 11(4), 313-320. DOI:10.22034/ijab.v11i4.2009
- Hashemi, S.A.R. and Doustdar, M., 2024.** Length base spawning potential ratio (LBSPR) and Length Based Indicators (LBI) of Bullet tuna, *Auxis rochei* (Risso, 1810) in the Oman Sea. *Iranian Journal of Ichthyology*, 11(3), 198-208. DOI:10.22034/iji.v11i3.1030
- Hommik, K., Fitzgerald, C.J., Kelly, F. and Shephard, S., 2020.** Dome-shaped selectivity in LB-SPR: length-based assessment of data-limited inland fish stocks sampled with gillnets, *Fisheries Research*, 229, 105574. DOI:10.1016/j.fishres.2020.105574
- Hordyk, A., Ono, K., Sainsbury, K., Loneragan, N. and Prince, J., 2015a.** Some explorations of the life history ratios to describe length composition, spawning-per-recruit, and the spawning potential ratio. *ICES Journal of Marine Science*, 72(1), 204-216. DOI:10.1093/icesjms/fst235
- Hordyk, A., Ono, K., Valencia, S., Loneragan, N. and Prince, J., 2015b.**

- A novel length-based empirical estimation method of spawning potential ratio (SPR), and tests of its performance, for small-scale, data-poor fisheries. *ICES Journal of Marine Science*, 72(1), 217-231. DOI:10.1093/icesjms/fsu004
- IOTC (Indian Ocean Tuna Commission), 2017.** Bullet Tuna: Supporting information, in Indian Ocean tuna commission. Available at: <https://iotc.org/node/3379nt> (Accessed on 31 Augustus 2020).
- IOTC., 2019a.** Review of the statistical data and fishery trends for tropical tunas. Report of the Fourteenth Session of the IOTC Working Party on Tropical Tunas (WPTT-14), Victoria, Seychelles, 26–28 February 2019. IOTC–2019–WPTT–03. Available at: <https://www.iotc.org/documents/review-statistical-data-and-fishery-trends-tropical-tunas-wptt-14>
- IOTC., 2019b.** Review of the statistical data available for neritic tuna species. <https://www.iotc.org/documents/sc19-2019-inf4rev1-review-statistical-data-available-neritic-tuna-species-prepared-australia>
- IOTC., 2023.** Report of the 27th session of the Indian Ocean Tuna Commission. Available at: <https://www.iotc.org>
- Jasmine, S., 2013.** Biology and Fishery of the Bullet Tuna, *Auxis rochei* (Risso, 1810) in Indiana Waters. *Indian Journal of Fisheries*, 60(2), 13-20.
- Kaymaram, F. Hosseini, A. Darvishi, M. and Talebzadeh, A., 2009.** Report on the Study of Population Changes of large pelagic fish (yellowfin tuna, skipjack tuna, longtail tuna, narrow-barred Spanish mackerel, etc.) for optimal harvesting of resources in the Persian Gulf and Oman Sea. Iranian Fisheries Science and Research Institute in collaboration with Chabahar Offshore Fisheries Research Center and Persian Gulf and Oman Sea Ecological Research Institute, Iran. 126 P.
- Kaymaram, F. Hosseini, S.A. and Darvishi, M., 2014.** Estimates of Length-Based Population Parameters of Yellowfin Tuna (*Thunnus albacares*) in the Oman Sea, *Turkish Journal of Fisheries and Aquatic Sciences*, 14(1), 101-111. DOI:10.4194/1303-2712-v14_1_12
- King, M.G., 2007.** Fisheries biology assessment and management. Blackwell Publishing Ltd., UK. pp 189-194.
- Lalèyè, P.A., 2006.** Length-weight and length-length relationships of fish from the Ouémé River in Bénin (West Africa), *Journal Applied Ichthyology*, 22, 502-510.
- Lelono, T. and Bintoro, G., 2019.** Population dynamics and feeding habits of *Euthynnus affinis*, *Auxis thazard*, and *Auxis rochei* in South Coast of East Java waters (Indonesia Country) . The 2nd International Symposium on Marine Science and Fisheries (ISMF2). IOP Conference Series: Earth and Environmental Science, DOI:10.1088/1755-1315/370/1/012054
- Lu, Z., Quanshui, D. and Youming, Y., 1991.** Growth and mortality of *Auxis thazard* in the Taiwan Strait and its adjacent sea, *Journal of Fisheries of China*, 15(3), 228-235.
- Mace, P.M., 1994.** Relationships between common biological reference points used as thresholds and targets of

- fisheries management strategies, *Canadian Journal of Fisheries and Aquatic Sciences*, 51(1), 110-122.
- Mallawa, A., Amir, F., Musbir, A. and Susianti W., 2015** Assessment of *Katsuwonus pelamis* conditions in Flores Sea waters, South Sulawesi. Proceedings of the National Symposium on Marine and Fisheries II, Indonesia. 513 P. (In Indonesian)
- Mildenberger, T. K., Taylor, M. H. and Wolff, M., 2017.** TropFishR: An R package for fisheries analysis with length-frequency data, *Methods in Ecology and Evolution*, 8, 1520–1527. DOI:10.1111/2041-210X.12791
- Mudumala, V. K., Farejiya, M. K., Mali, K. S., Karri, R. R., Uikey, D. E., Sawant, P. A. and Siva, A., 2018.** Studies on population characteristics of frigate tuna, *Auxis thazard* (Lacepede, 1800) occurring in the north west coast of India. *International Journal of Life-Sciences Scientific Research*, 4(2), 1639-1643. DOI:10.21276/ijlssr.2018.4.2.3
- Ollé-Vilanova, J., Smith, A. and Doe, B., 2022.** Larval retention and homing behaviour shape the genetic structure of the bullet tuna (*Auxis rochei*) in the Mediterranean Sea. *Fishes*, 7(5), 300. DOI: 10.3390/fishes7050300
- Pillai, N.G.K. and Ganga, U., 1985.** Fishery and Biology of Tunas in the Indian Seas. CMFRI, Cochin. 35 P.
- Sparre, P. and Venema, S. C., 1998.** Introduction to tropical fish stock assessment, FAO Fisheries technical paper, Italy. 450 P.
- Tao, Y., Mingru, C., Jianguo, D., Zhenbin, L. and Shengyun, Y., 2012.** Age and growth changes and population dynamics of the black pomfret (*Parastromateus niger*) and the frigate tuna (*Auxis thazard thazard*) in the Taiwan Strait. *Latin American Journal of Aquatic Research*, 40(3), 649-656. DOI:10.3856/vol40-issue3-fulltext-13
- Vieira, J., Costa. P., Braga, A., São-Clemente, R., Ferreira, C. and Silva, J., 2022.** Age, growth and maturity of frigate tuna (*Auxis thazard* Lacepède, 1800) in the Southeastern Brazilian coast. *Aquatic Living Resources*, 35, 11. DOI:10.1051/alr/2022010
- Zapadaeva, N., 2021.** Updated life history parameters and estimates of spawning potential ratio for frigate tuna *Auxis thazard* stock in the Northeast Atlantic. *Collective Volume of Scientific Papers, International Commission for the Conservation of Atlantic Tunas*, 78, 93–102.